

## Accessing the Report Card If You Do Not Know Your Username/Password for the Parent Portal

If you do not know your username or password to access the LRSD parent portal, please follow the directions on this page to acquire them. If you already know your username and password, please go to page 2 of this document.

Step 1 – Go to the Tyler Parent website from your **browser** (Chrome, Safari, etc.) on either your computer or your phone: <https://tyler360.lrsd.net/>

If you do not know your login information, please follow the links in the order listed. Clicking #1 will open up the screen that will allow you to click #2. After click #2, you will see another screen asking you to enter your name and email address. Please note that the name and email must match what you have registered with the school on your child's registration. If you're unsure which email you gave us, it would be the same address where you received this email message.

The image shows two screenshots from the Louis Riel School Division parent portal. The top screenshot is the login page, featuring a 'User Name' field, a 'Password' field, a 'Forgot your login information?' link circled in red with a red '1' next to it, and a 'Login' button. The bottom screenshot is the 'Reset Your Password' page, featuring a 'User Name\*' field circled in red with a red '2' next to it, a 'Forgot your user name?' link circled in red, and 'Continue' and 'Cancel' buttons.

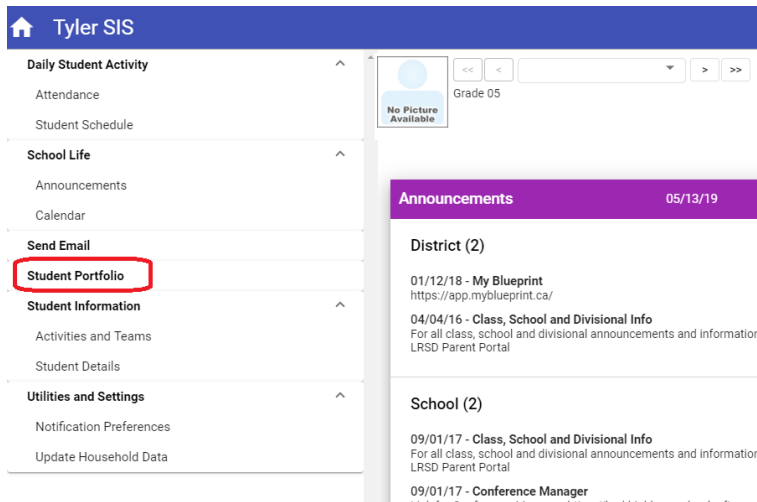
Once you log in, please follow the directions on the next page to access the report card. There are instructions on how to access the reports on either a computer or a mobile device from the Tyle360 app.

## Parent Portal – view Report Cards

Report cards, high school transcripts, and tax receipts are published to the Student Portfolio within the Parent Portal.

To access your child's report card using a browser on a computer:

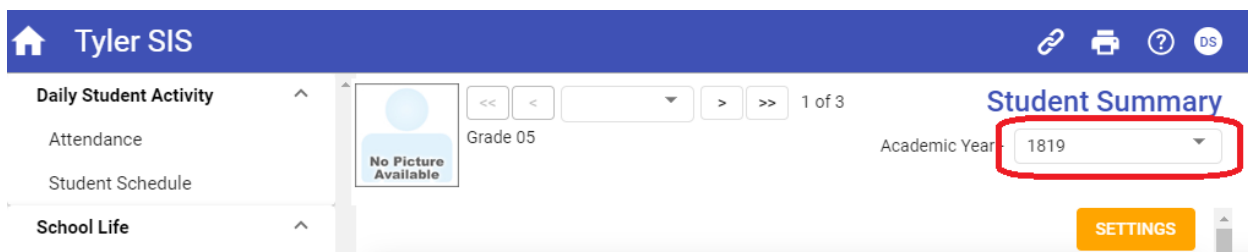
1. Login to the Tyler SIS side of the LRSD Parent Portal - <https://tyler360.lrsd.net>



2. Select the Student Portfolio option from the menu on the left



3. The list of Student Portfolio documents will display.
4. Click on the desired report card to view it.
  - a. If you are looking for a report card from a previous year, select the desired year under the Academic Year dropdown menu on the Home screen.

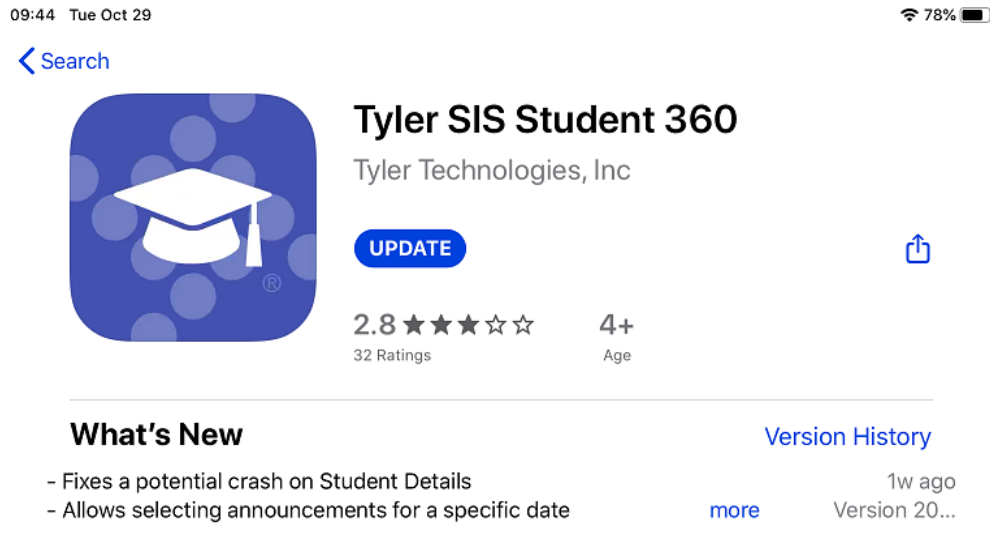


- b. Note: The Academic Year is listed in a shortened format – for example, the 2019-2020 school year is listed as 1920.

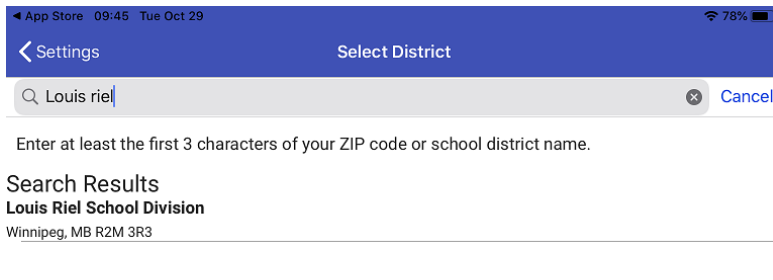
### To access your child’s report card using a mobile device

Report cards may not display correctly in the browser of a smartphone or iPad. To view a report card on a mobile device, you will need to use the free Tyler SIS Student 360 application.

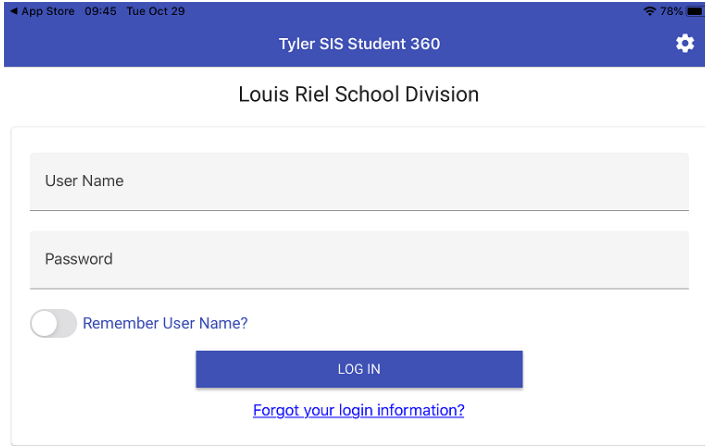
1. Search for Tyler SIS in the Play Store/App Store
2. Select the Tyler SIS Student 360 app – ensure it is from the developer Tyler Technologies Inc.



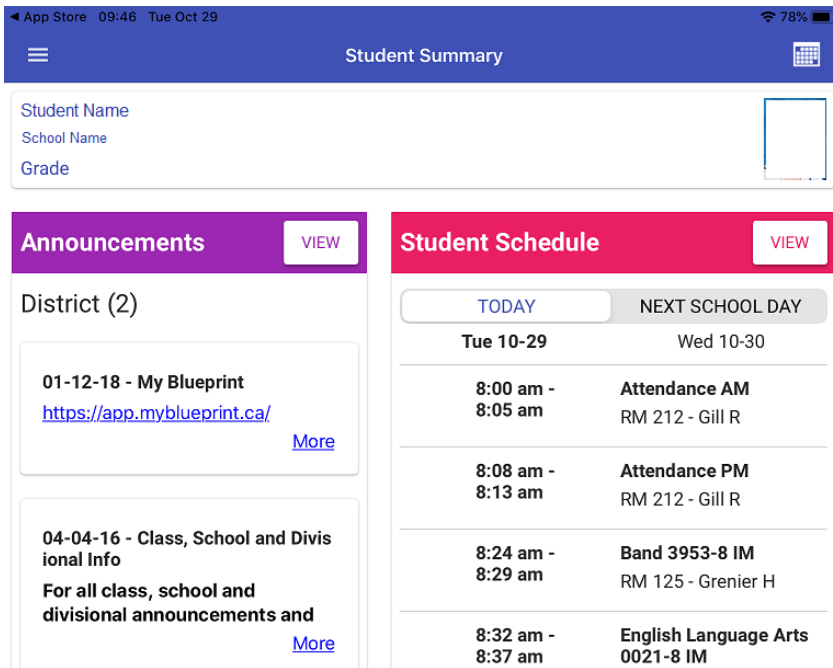
3. Download, then open the app
4. You will be prompted to select the school district – type in Louis Riel or R2M 3R3 to locate the Louis Riel School Division



5. Tap the Louis Riel School Division to select that.
6. The login screen will then display, login with your Parent Portal username and password

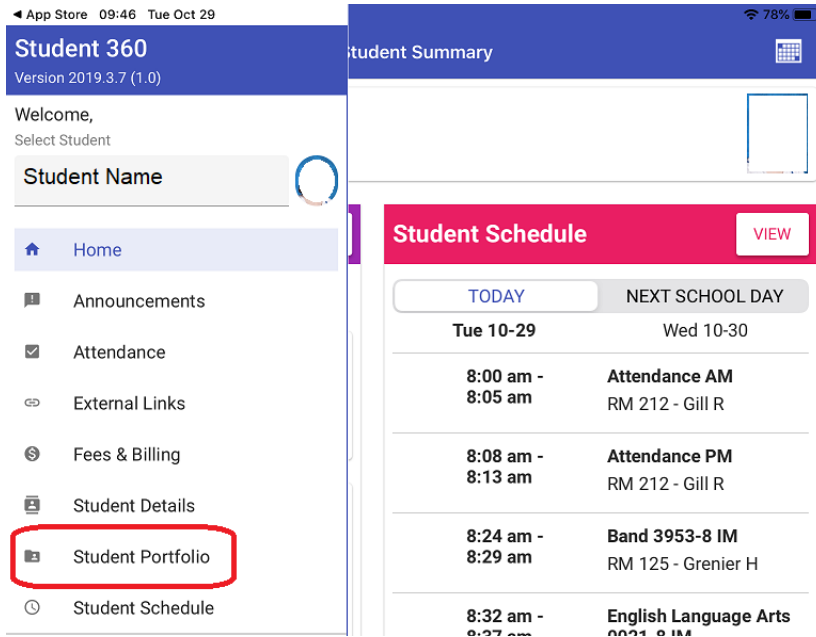


7. The Parent Portal will then display for your child.



- a. If you have multiple students associated with your Parent Portal account, click the ☰ menu in the top left corner, then tap the name of the student under Select Student to change students.

8. To view the report card, click the ☰ menu in the top left corner, and select Student Portfolio



9. The list of report cards will display. Tap the desired report card to view it.

