 <p>DIVISION SCOLAIRE <b>LOUIS RIEL</b> SCHOOL DIVISION</p>	<p><b>Reducing exposure to bloodborne and other bodily fluid pathogens</b></p>
<p>ADMINISTRATIVE PROTOCOL Revised February 5, 2019</p>	<p>Supporting Policy JLCC/JLCE</p>

## Universal Precautions

Universal Precautions is an approach to infection control to treat all human blood and certain human bodily fluids as though they were known to be infectious.

### Barrier Methods

- Wash hands with soap and water for 30 seconds after contact with blood or body fluids containing blood.
- Cover cuts or scratches with a bandage until they are healed.
- Use disposable absorbent material like paper towels to stop bleeding.
- Wear disposable gloves (that meet infection control standards) when you encounter blood or bloodstained body fluid, especially if you have open cuts or chapped hands.
- Remove gloves following proper procedure to avoid contact with contamination – see below illustration

### Cleaning and Disinfecting

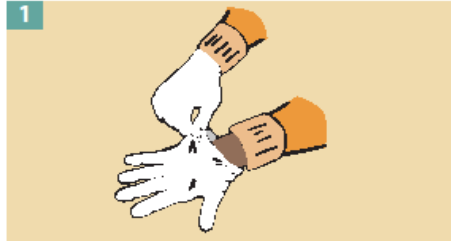
- Immediately clean up blood spills using disposable, absorbent material. Wear disposable gloves.
- After clearing blood spill with absorbent material, place paper towel over top of site of spill and add bleach solution (one-part bleach to 9 parts water (1:9)) to towel to avoid splashing blood to larger area
- Wash with hot soapy water.

### Disposal


- Discard bloodstained material in a sealed plastic bag and place in a lined, covered garbage container.
- Put bloodstained clothes in a sealed plastic bag. Send home with instructions to machine wash separately in hot soapy water.
- Wash hands thoroughly afterwards.

# How to Remove Gloves

To protect yourself, use the following steps to take off gloves




With both hands gloved, grasp the outside of one glove at the top of your wrist, being careful not to touch your bare skin.



Peel off this first glove, peeling away from your body and from wrist to fingertips, turning the glove inside out.




Hold the glove you just removed in your gloved hand.



With your ungloved hand, peel off the second glove by inserting your fingers inside the glove at the top of your wrist.



Turn the second glove inside out while tilting it away from your body, leaving the first glove inside the second.



Dispose of the gloves safely. Do not reuse the gloves.



Clean your hands immediately after removing gloves and before touching any objects or surfaces.